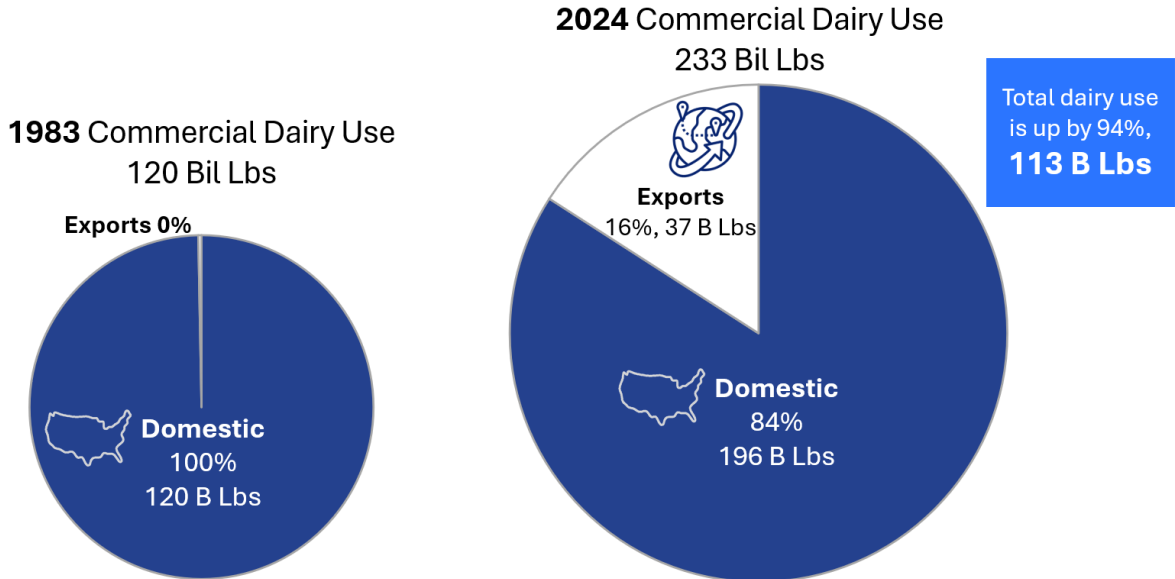


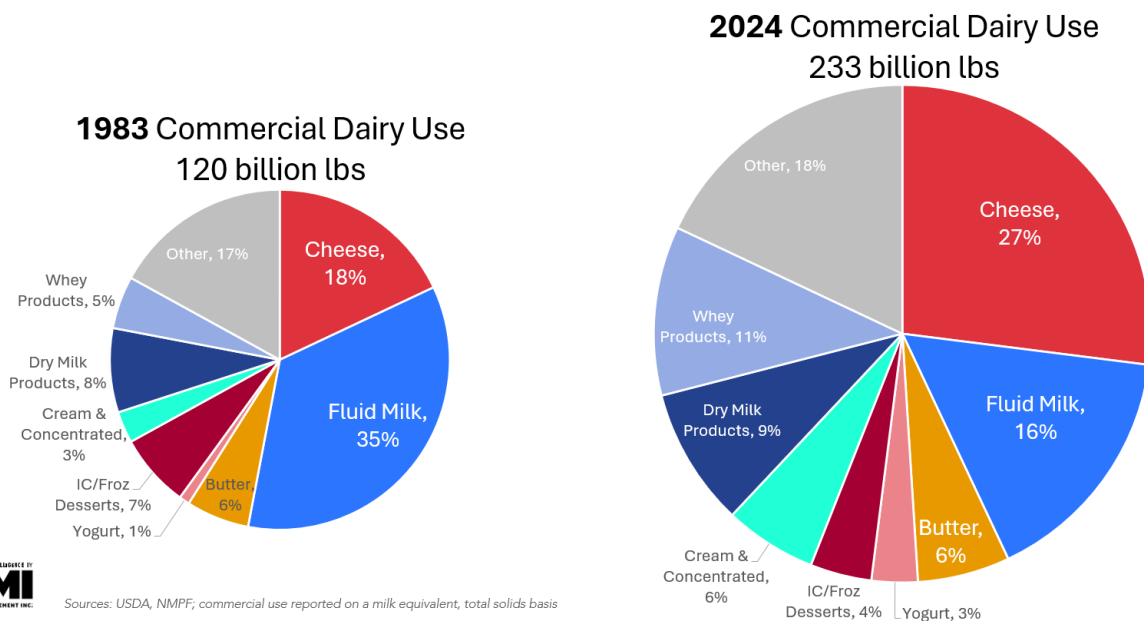
# DAIRY SALES UPDATE

## Both domestic and exports have grown over the long-term



Sources: USDA, NMPF, commercial use reported on a milk equivalent, total solids basis


## Cheese, yogurt, cream, dry milk and whey increased their share of commercial dairy use over the years



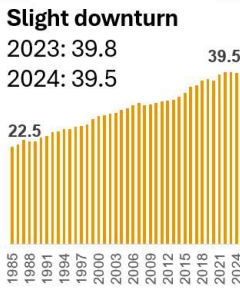
Sources: USDA, NMPF, commercial use reported on a milk equivalent, total solids basis

# Butter and yogurt saw consumption gains in 2024

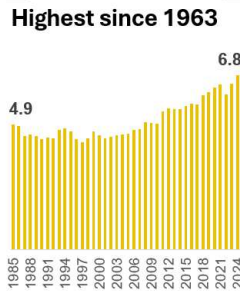
## PER CAPITA CONSUMPTION, PRODUCT LBS



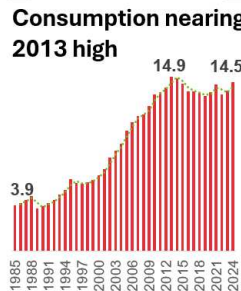
**CHEESE**



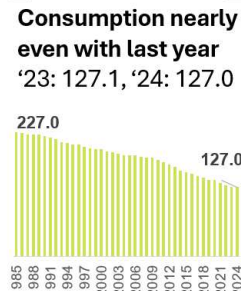
**BUTTER**



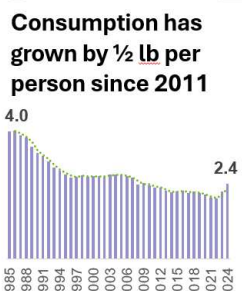
**YOGURT**



**MILK**



**COTTAGE CHEESE**



Source: USDA; 2023 data released 12/16/25

# Nearly all dairy categories posted retail gains in 2025

**CHEESE**



**MILK**



**ICE CREAM/NOVELTIES**



**YOGURT**



**BUTTER/BLENDS**



**WHIP CREAM**



**SOUR CREAM**




**CREAM, H&H**



**COTTAGE CHEESE**



**DAIRY CREAMER**



Sources: Circana, MULO+ with convenience.  
Ice cream/novelty, sour cream and butter may include small amounts of plant-based/water-based products